


ADA

Report Card

Student: Cities and Towns
of Indiana

Level: 10th Year

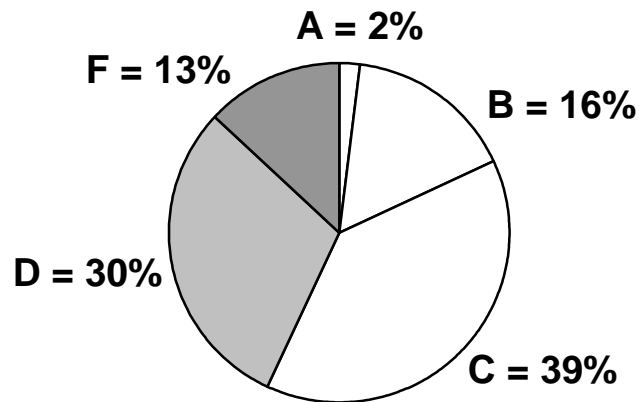
C-



Reported by ADA-Indiana
June 2001

During the winter and spring of 2001, people with disabilities and their advocates across Indiana had the opportunity to assess how well their communities were doing in implementing the Americans with Disabilities Act. They were asked to “grade” their communities and then also indicate areas where they felt people in their communities needed more information and training about the ADA.

Break-out of Grades: “GPA = 1.65”



Results were similar when the data were separated by the north, central, and southern counties of Indiana. However, there was more dissatisfaction in the southern counties of Indiana with how ADA implementation was progressing.

Subjects Needing More Work:

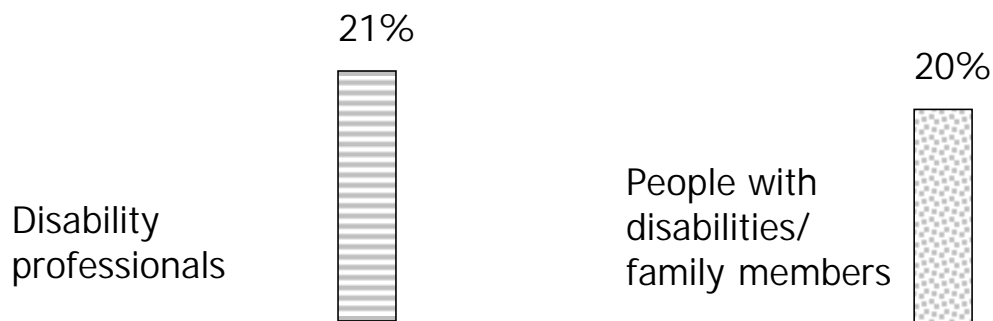
- ✓ Employment of people with disabilities
- ✓ Reasonable accommodations for workers with disabilities
- ✓ Transportation
- ✓ Access to public buildings
- ✓ Access to programs and services

Other Areas that Need Attention:

- Attitudinal barriers and stigma
- Use of accessible parking places
- Accessible housing and home modification
- Access to recreation and leisure activities
- Helping professionals to be more sensitive and more accommodating
- Understanding use of service dogs

Where People are Getting Their ADA Information:

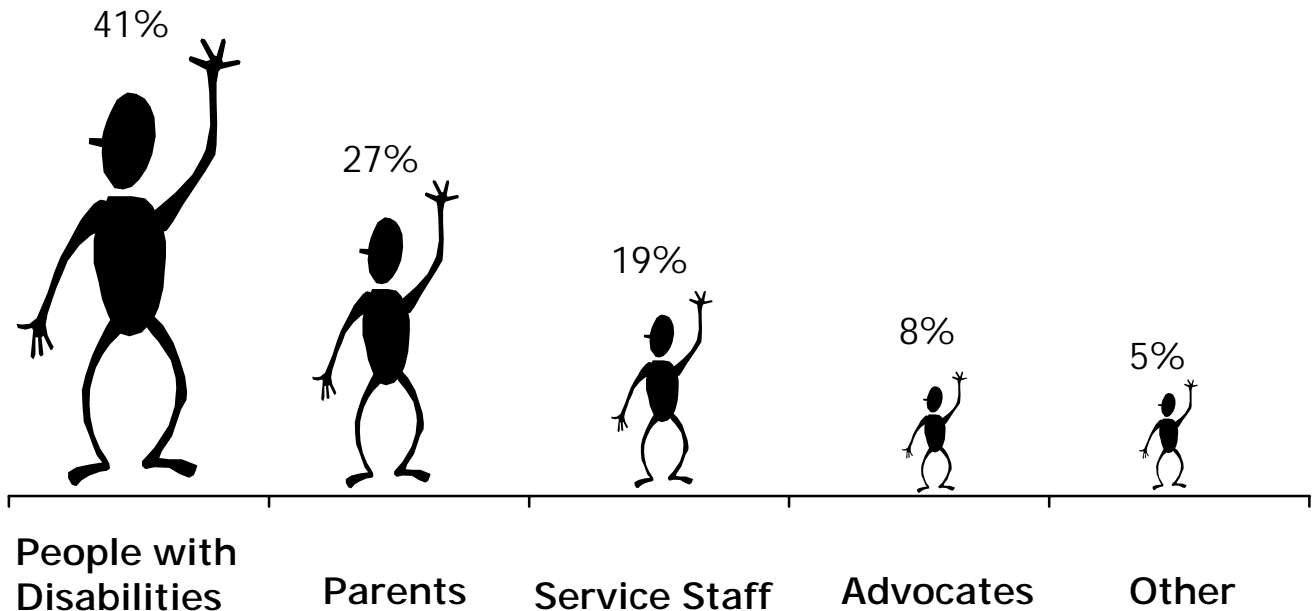
People get most of their information about the ADA from two sources:



Other primary sources include the Governor's Planning Council for People with Disabilities (11%), ADA-Indiana (8%), Centers for Independent Living (7%), the Great Lakes ADA Center (6%), state advocacy organizations (6%), Indiana Protection and Advocacy Services (5%), publications, newsletters, and the media (4%), and a variety of others (12%).

Respondents

430 individuals with disabilities, family members, advocates, and service staff participated in this survey. 64% reported they have good to excellent knowledge of the ADA.



73 Indiana counties were represented in this survey. 43% of the respondents were from southern Indiana counties, 37% were from central Indiana counties, and 20% were from the northern counties of the State.

I have seen this report and will work to improve.

(Signature)

The ADA Report Card project was sponsored by ADA-Indiana. The survey was conducted and analyzed by the Center for Planning and Policy Studies at Indiana University's Indiana Institute on Disability and Community.

For further information, you may contact ADA-Indiana at 812-855-6508 or e-mail: adainfo@indiana.edu. Mailing address: c/o Indiana Institute on Disability and Community, 2853 East 10th Street, Bloomington, IN 47408-9626.

Website: www.iidc.indiana.edu/~cpps/ada.html