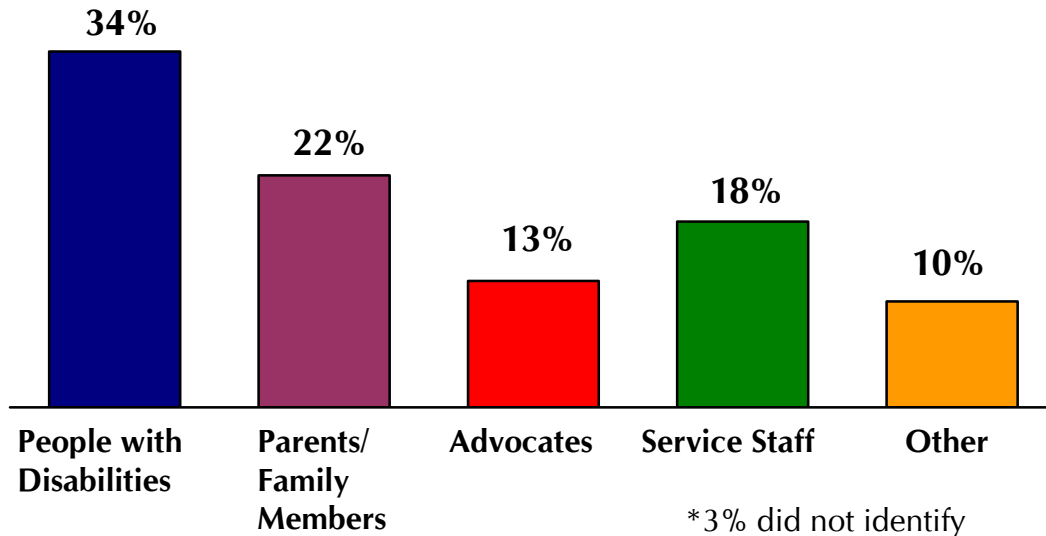


Respondents

409 individuals with disabilities, family members, advocates, and service staff participated in this survey.



These respondents represented 69 Indiana counties. 27% of the respondents were from southern Indiana counties, 40% were from central Indiana counties, and 27% were from the northern counties of the State. 7% of the respondents did not identify their region.

I have seen this report and will work to improve.

(Signature)

The ADA Report Card project was sponsored by ADA-Indiana. The survey was conducted and analyzed by the Center for Planning and Policy Studies at Indiana University's Indiana Institute on Disability and Community.

For further information, contact ADA-Indiana at 812-855-6508 or e-mail: adainfo@indiana.edu. Mailing address: c/o Indiana Institute on Disability and Community, 2853 East 10th Street, Bloomington, IN 47408-9626.
Website: www.adaindiana.org

ADA Report Card

Student: Cities and Towns
of Indiana

Level: 16th Year

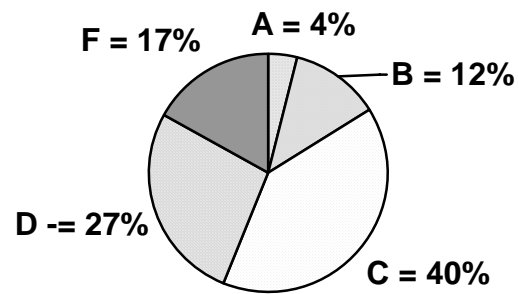
C-



Reported by ADA-Indiana
July 2006

From the fall of 2005 through the summer of 2006, people with disabilities and their advocates in Indiana had the opportunity to assess how well their communities were doing in implementing the Americans with Disabilities Act. They were asked to “grade” their communities and also to indicate areas where there was need for more information and training about the ADA. 71% of the respondents reported that they have good to excellent knowledge of the ADA.

Break-out of Grades: GPA = 1.59



Results were similar when the data were analyzed for the north, central, and southern counties of Indiana. However, more dissatisfaction with progress in ADA implementation was found in the southern counties of Indiana.

Subjects Needing More Work:

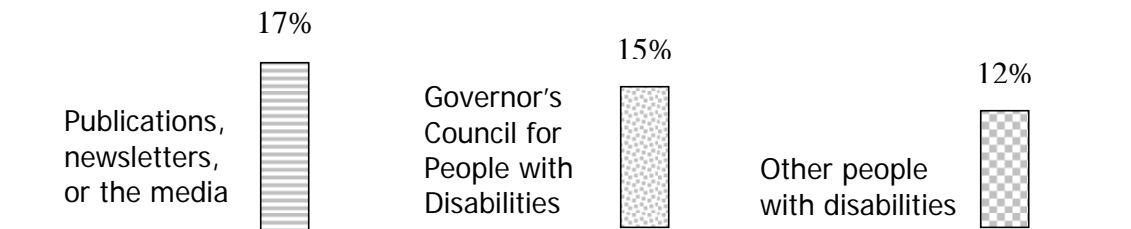
- ✓ Employment of people with disabilities
- ✓ Removal of physical barriers in buildings
- ✓ Rights and responsibilities of people with disabilities
- ✓ Accessible transportation
- ✓ Access to local government services

Other Areas Needing Attention:

- Work accommodations on the job
- Accessibility surveys of buildings and programs
- Complaint procedures
- Communication and alternative formats
- Accessible city websites
- Attention to physical accessibility

Where People Get Their ADA Information:

People get most of their information about the ADA from three sources:



Other primary sources include community disability professionals/agencies (10%), ADA-Indiana (8%), Centers for Independent Living (7%), the Great Lakes ADA Center (7%), family members or friends (6%), other state disability advocacy organizations (6%), Indiana Protection and Advocacy Services (4%), lawyers or legal professionals (3%), and others (6%).